

BROWNELLS RAMP SOLDERING JIG

Spring Pressure Keeps Ramps/
Bases/.45 Sights In Place

Cures the "ramp slips just as the solder melts" problem with a pointed, spring-loaded plunger that keeps constant pressure on the ramp or a .45 sight. Adjusts for height, angle and amount of spring pressure. Non-marring, "V" block base centers barrel under the plunger. Great torch clearance.  **USA**

SPECS: 2" (5.1cm) long, aluminum Base. 4" (10.2cm) high overall.
#080-739-000 Ramp Soldering Jig, 8K78G34 \$ 89.99

BROWNELLS STUCK CHOKE REMOVAL TOOL



No-Nonsense Tool Removes
Frozen Chokes

Originally designed for metal workers and mechanics to remove stuck bolts, these heavy-duty extractors bite into the metal for extra traction so you can apply the force needed to remove a choke that refuses to budge with ordinary tools. Available for 12 and 20 gauge. Complete instructions included. Caution: muzzle damage can result if used incorrectly. **USA**

SPECS: Tool steel, black oxide finish. 12 Ga. - 4-7/8" length, gripping surface tapers from 9/16" to 27/32". 20 Ga. - 4-1/2" length, gripping surface tapers from 1/2" to 9/16".

#587-036-968 Stuck Choke Removal Tool, 12 ga., 8K10G66 \$ 11.99
#587-036-967 Stuck Choke Removal Tool, 20 ga., 8K8H12 8.99



BROWNELLS SHOTGUN SIGHT INSTALLER

No-Mar Installation With
A Minimum Of Breakage



The "clean" installation of aluminum or brass shotgun sights has always been one of the bug-a-boos of the gunsmithing profession. The Shotgun Sight Installer exactly fills the need for a truly precision instrument with which to install a shotgun bead without a mark - satisfying even the most particular gun man. The holding jaws are internally ground and lapped to give maximum holding surface on the globe of the sight without marring or damaging the metal. Priced at a level any gunsmith can afford, yet will give a lifetime of service. **USA**



Lg Alum. Sight Installer

SPECS: Available in aluminum or steel. Set contains one of each size. Three sizes: Lg. .175"; Med. .130"; or Sm. .067".

#080-790-175 Lg Alum. Sight Installer, 8K8N99 \$ 9.99
#080-790-130 Med Alum Sight Installer, 8K9F20 9.99
#080-790-067 Sm1 Alum Sight Installer, 8K9G22 9.99
#080-791-175 Lg Steel Sight Installer, 8K10C99 10.99
#080-791-130 Med. Steel Sight Installer, 8K7D31 7.99
#080-791-067 Small Steel Sight Installer, 8K7E32 7.99
#080-790-000 Set Aluminum Installers, 8K22Q33 24.99
#080-791-000 Set Steel Installers, 8K00DVQ 20.99



BROWNELLS TOOLS FOR REMINGTON 870, 1100 & 11-87

Factory-Type Tools For Armors & Gunsmiths; The Right Tools
For 870 Work - Add-Ons Available For The 1100 & 11-87

With the help of the fine folks at Remington, the armorer and gunsmith can now have a kit with tools we have adapted from factory designs for repairing and maintaining what has probably become the world's most popular pump shotgun—the Remington 870. Special thanks has to go to the entire Remington organization for recognizing the importance of proper tools to the gunsmith. This tool kit makes it easier for the armorer or gunsmith to repair the 870 at the bench or in the field. Even though some of the tools may seem like overkill, keep in mind that the designs are based on the factory's years of experience and are intended to stand up to constant use. Whether you're a department armorer or a civilian gunsmith who sees only sporting 870s, you'll have the right, factory-type tools to take apart an 870, make the repairs, and put it back together. Your satisfaction is Guaranteed. Forever. **USA**

#080-870-010 Brownells 870 Service Kit, Complete
With Tool Box, 8K319M47 \$ 344.99

#080-870-001 Brownells 870 Service Kit, Tools only
(no box), 8K305C02 332.75

① 870 FOREND WRENCH - Pilot keeps "teeth" square to the forend nut, virtually eliminating damage to wrench, forend or forend nut. 12 gauge only.
#080-870-202 870 Forend Wrench, 8K26P90 \$ 29.99

② 870 DETENT STAKING PUNCH - Stakes the magazine cap retainer without forcing metal into the I.D. of the magazine ring.
#080-870-205 870 Detent Punch, 8K16P79 \$ 20.99

③ 870/1100 MAGAZINE SPRING RETAINER TOOL - Guides springs into position without damage.
#080-187-203 Spring Retainer Tool, 8K35H99 \$ 43.99

④ 870/1100 PIN PUSHER - Fitted punch removes trigger group pins with no chance of slipping off and gouging the frame.
#080-870-110 Pin Pusher, 8K15D99 \$ 19.99

⑤ REMINGTON 870 RIVET STAKING TOOL SET - Makes fitting the 870 ejector spring and housing onto Remington's 2-step rivet easy! Fastens the ejector housing to the lower portion of the rivet, then fits the upper part of the rivet to hold the ejector spring in the ejector housing.
#080-612-000 Rivet Stake Tool Set, 8K24E99 \$ 29.99

⑥⑦ 870/1100 SHELL LATCH STAKER - Our tool has the correct, factory designed, rectangular swaging point to displace plenty of metal and a built-in handle, plus lots of heft to take years of use. Includes clamp to hold ejector spring and housing secure when restaking.
#080-870-203 870/1100 Shell Latch Staker, 8K62D17 \$ 69.99

⑧ STARRETT PIN PUNCH - Correct size for removing the Firing Pin Retaining Pin from the bolt assembly.
#827-525-800 Starrett Pin Punch, 7B6C46 \$ 6.99

⑨ 870/1100 BUTTSTOCK BOLT WRENCH - Special sleeved, self-centering bit can't slip off or jam between stock and bolt head.
#080-870-200 870/1100 Buttstock Wrch, 8K80B96 \$ 101.99

⑩ 870/1100 SCREWDRIVER SET - Our special Law Enforcement, MAGNA® Clip-Tip handle with 5 bits specific to 870 work.
#080-088-870 870/1100 Screwdriver, 8K15N07 \$ 19.99

⑪ REMINGTON 870 OWNER'S MANUAL - Factory, 22 page manual has full instructions on safety, parts identification and assembly, loading/unloading, cleaning, plus an exploded view drawing and full parts list. Available as a download from Brownells.com.

⑫ 1" NYLON/BRASS HAMMER - The Brass head and 6 oz. weight is perfect for driving the various punches supplied in the 870 Armorer's Kit. Nylon head provides a non-marring "tap."



#818-600-100 1" Nylon/Brass Hammer Combo,
8A19E49 \$ 21.99

⑬ ARMORER'S BRUSH - Perfect shape and stiffness for removing metal filings, abrasive stone dust, etc., from recesses.
#821-135-210 Armorer's Brush, 8K10J86 \$ 12.99

⑭ MF-46 MEDIUM INDIA STONE - Removes burrs and roughness for smoother functioning.
#657-246-146 MF-46 India Stone, 7E10K35 \$ 10.99

⑮ ASSEMBLY/DISASSEMBLY MAT - Solvent/oil-resistant, no-slip, no-scratch work surface. Rolls up for easy carrying.
#358-128-316 Assy/Disassy Mat, 8E25M25 \$ 28.99

⑯ GUN/PARTS CLEANING BRUSH - Solvent-proof polypropylene brush for hard scrubbing. Narrow row for grooves and slots; toothbrush end for general scrubbing.
#676-450-001 Gun/Parts Brush, each, 8K3101 \$ 3.99

⑰ 870/1100 CARRIER PIVOT SLAVE PIN - Greatly simplifies assembly of the "Fire Control Assembly." Tapered "nose" lines up Carrier, Carrier Dog Washer and Trigger Plate. Carrier Pivot Tube follows the Slave Pin through and into place.
#080-870-204 Carrier Pivot Slave Pin, 8K10P99 \$ 12.99

⑱ 870 SERVICE KIT BOX - Roomy, Field Tool Box with the distinctive 870 Service Kit label. Holds all the Kit tools easily, with room left over for personal favorites. Oil and solvent-proof.
#080-870-303 870 Armorer's Kit Box, 8K14I70 \$ 14.70

1100/11-87 TOOLS (MUST BE PURCHASED SEPARATELY)



INTERCEPTOR LATCH SPRING REMOVER - Use to push back the swaged metal holding the Interceptor Latch Spring in place.
SPECS: 6 1/4" (17.1cm) long. 1/8" (9.5mm) wide. Steel.

#080-187-202 Interceptor Latch Spring Remover, 8K24L99 \$ 24.99

6" CHAIN NOSE PLIERS - Just the right size to reach in and squeeze the Link connecting the Action Spring Follower and Action Bar As-

BROWNELLS TACTICAL SHOTGUN FIELD MAINTENANCE PACK

Complete, Dedicated
Tool Kit For
Maintenance & Repair
Of Law Enforcement
Shotguns



Compact, go anywhere kit contains all the essential tools needed to disassemble, maintain, and repair today's common tactical and law enforcement shotguns. Not a run-of-the-mill cleaning kit with generic tools, but a set of carefully selected, high-quality armorer tools designed to perform specific tasks on Benelli, Mossberg 500/590/835, and Remington 870/1100/11-87 shotguns. You'll have the exact tool you need at your fingertips, without scrounging through a case full of tools for other guns or lugging around unnecessary weight. There's a universal double-ended forend wrench for easy, non-slip removal of the forend nut without damage. Magazine tube pliers have adjustable, padded, curved jaws for easy removal of mag tubes and stuck magazine caps without marring the finish. T-handle driver comes with correct sockets for removing buttstock bolts, including a self-guiding, sleeved socket for the 870 and a socket for the new action spring tube nut on current-production Remington Model 11-87 Police shotguns (will also fit current 1100). Use the punch set with the brass/nylon head hammer and non-marring bench block to remove retaining pins while protecting the gun's finish. The full-size #84 Magna-Tip screwdriver comes with the necessary interchangeable bits, including a 12-gauge shotgun choke tube wrench and an extra-long 3/16" Phillips head bit for recoil pad screws. Our handy packing hook tool is indispensable for grasping, locating, or releasing springs and small parts. Plenty of compartments inside the water- and tear-resistant, 1000 denier Cordura case let you secure the tools to minimize unwanted shifting and noise. Quiet, #9 YKK nylon zippers with oversize pulls ensure fast, easy access to the tools. Front panel features a clear, I.D. card sleeve, loop strip for name tape, and 3/4" wide, nylon grab handles for easy carry. **USA**

SPECS: Contains tools for working tactical/law enforcement models of Benelli, Mossberg 500/590/835, and Remington 870/1100/11-87 shotguns. Contents - Magna-Tip® screwdriver handle with #210-5 and #270-5 slotted bits, 3/16" Phillips bit, and Magna-Tip choke tube wrench; 12-gauge shotgun forend wrench; magazine tube/cap pliers; 1/8" socket drive, T-handle, and extension with 1/2" socket, drag link, Rem 870 buttstock bolt socket, and 3/16" socket for current-production Rem 1100/11-87 action spring tube nut; nylon/brass hammer; nylon bench block; 6" chain nose pliers; 1/16" and 1/8" starter punches and pin punches; packing hook; 12-gauge shotgun Bore Snake®; 1/4 oz. (7.4ml) Friction Defense® gun oil; and double-ended parts cleaning brush. Case - 1000 denier Cordura® nylon, O.D. green. 11 1/2" (29.2cm) long, 8 1/2" (21.6cm) high, 3" (7.6cm) thick.

#080-000-583 Brownells Tactical Shotgun
Maintenance Pack, 8K00EXR \$ 359.99

sembly together for removal.
#354-000-048 Needle Nose Pliers, ONLY, 4E28M21 \$ 32.99

.060 X 2 1/2" BROWNELLS REPLACEABLE TIP PIN PUNCH - Fits Carrier Latch Pin to push it all the way through, plus works as alignment pin for reassembly.
#080-507-560 Replac. Tip Pin Punch, 8K9F99 \$ 10.99

1100/11-87 GAS RING BRUSH - Heavy, stainless steel, bristled brush gets fouling out of gas ring steps. Solvent-proof handle.
#084-168-000 Gas Ring Brush, 8K10N21 \$ 12.99

Orders: 800-741-0015

order on the web
brownells.com

BROWNELLS PAGE 477

NEW!

REMINGTON SPEED CHOKE TUBE WRENCH



Easy-To-Use Tool Lets You Spin Those Rem-Chokes Right Out of Your 870, 1100 or 11-87

Features a fishing reel-type handle that gives excellent leverage for fast, easy Rem-Choke tube changes. Provides just the right amount of extra leverage needed to gently persuade a stuck choke tube that's been sitting in the gun for years to budge. Steel and reinforced polymer construction.

- #768-000-115 12 ga. Speed Choke Tube Wrench, 9F11C56..... \$12.99
- #768-000-114 20 ga. Speed Choke Tube Wrench, 9F11N56..... 12.99

BROWNELLS REMINGTON 870/1100 4-IN-1 SCREWDRIVER

On The Bench Or In The Field; The Right Bits For These Popular Guns



Handle with 4 bits to fit magazine extension bracket, buttplate screws, recoil pads, factory folding stocks, pistol grips. **SPECS:** 5 1/2" (14cm) overall. 1" (2.5cm) diameter handle.

- #080-088-870 870/1100 Screwdriver, 8K15N07..... \$19.99



BROWNELLS SHOTGUN BEAD FACING CUTTER



Trims Away That Last "Whisker" of Metal for a Squared-Up Sight Installation

Neatly faces-off the underside of the base on "Bradley"-style (Bev-L-Blok, Raybar, Sunspot, etc.) beads so they end up straight and square to the center of the rib or barrel when tightened. Turning the handle trims base of the bead at a true 90° angle to the shank.

SPECS: Six blade cutter, high speed steel, 3 1/2" (8.8cm) long, 1 1/8" (2.8cm) diameter handle.

STOCK #	HOLE DIAMETER	FITS SHANK	PRICE
#080-517-003	.099"	#3	8K26A99 \$27.99
#080-517-006	.140"	#6 STD.	8K24K37 \$27.99
#080-517-008	.166"	#8	8K24H23 \$27.99



BROWNELLS REMINGTON 870/1100 PIN PUSHER

Pocket-Sized; Prevents Scarring Action



Fitted punch removes trigger group pins quickly and easily with no chance of slipping off and gouging the receiver as with ordinary flat punches. Tough, black plastic handle won't mark or mar either. Convenient, pocket-size.

- #080-870-110 Pin Pusher, 8K15D99..... \$19.99

BROWNELLS ALL DIAMETER SHOTGUN SIGHT INSTALLER



Screwdriver Handle Gives You Added Control; Spring Steel Collet Is Gentle On The Softest Aluminum

Headache-saving tool includes an adjustable, spring steel collet that positively and delicately holds the globe of the sight for easy, damage-free installation. The spring steel is gentle on the sight beads, plus stands up to repeated use for a long service life. A Brownells screwdriver handle improves your control to tightly screw in the sights without damage to them or the barrel. Available in Small and Large to accommodate practically any sized sight bead.

SPECS: Plastic handle, spring steel collet. Small - 1" (2.54cm) diameter handle. Installs sight beads with diameters between .050" (1.3mm) to .125" (3.2mm). Large - 1 1/8" (2.82cm) diameter handle. Installs sight beads with diameters between .115" (2.9mm) to .188" (4.8mm).

- #080-000-093 Small All Dia. Sight Installer, 8K17Q68... \$19.99
- #080-000-094 Large All Dia. Sight Installer, 8K21E24... 24.99

VANG COMP SYSTEMS REM 870/1100/11-87 SILVER BULLET

Easily Remove Trigger Pins Without Receiver Damage



Convenient, pocket-sized tool easily removes trigger pins without marring or scraping the receiver. CNC machined from stainless steel with a pointed end for pushing out dimpled pins, plus a 3/16" diameter step on the opposite end for removing the larger pins.

- #100-003-626 Silver Bullet, 6K16H61..... \$19.99

BROWNELLS SHOTGUN BUTTSTOCK BOLT BITS



No-Wedge Bits For 3/8" Drive Tools; For Remington 870 & 1100

Self-guiding, sleeved bits fit Remington 870 and 1100 buttstocks perfectly; can't wedge between stock bolt and wood. Use with 6" long, 3/8" drive extension and T-handle listed below.

- #080-870-201 870 Buttstock Bit, 8K26M99..... \$29.99
- #080-187-201 1100 Buttstock Bit, 8K21B31..... 23.99
- #080-027-000 T-Handle, 8K33P63..... 39.99
- #080-212-006 6" Drive Extension, 8K16C63..... 17.99

NEW PRODUCTS ADDED DAILY
www.brownells.com

BROWNELLS STOCK TAKEDOWN SET



All The Tools Needed To Prevent Split Stocks

The very best possible tools for removing most styles of buttstock bolts and action spring tube nuts. The thin-walled sockets are correct to prevent slipping and burring. The drag-link bit is round at the drive end, which automatically centers the blade in the stock bolt hole and makes fitting it into the slot about 1,000 times easier!! Plus, they work for other shop jobs, too.

- #080-809-000 Stock Takedown Set, 8K99D99..... \$107.99
- #080-027-000 T-Handle, 8K33P63..... 39.99
- #080-212-011 10" Extension, only, 8K22D45..... 24.99
- #080-212-006 6" Drive Extension, 8K16C63..... 17.99
- #080-809-001 Sockets & Drag Link, only, 8K64A81... 72.99

BROWNELLS WINCHESTER MODEL 12 FOREND WRENCH

Loosens Without Damage



Machined and hardened tips provide excellent grip and prevent damage to rusted or stubborn end caps. Can be used by hand or clamped in smooth-jawed vise for extra leverage. Fits all Winchester Model 12's in 12, 16 and 20 gauge, including the Browning Reproduction in 20 gauge.

- #080-548-212 Model 12 Double-Ended Forend Wrench, 8K30B92..... \$35.99

BROWNELLS WINCHESTER MODEL 12/1897 FOREND WRENCH



Modernized Tool For A Grand Old Shotgun

Re-designed and beefed up through the tips for greater strength to remove even the most stubborn Model 12/1897 Forend Caps. Tips are extra wide to give solid contact the full width of the slot, and have enough thickness to retain strength even after being reground to fit any extra narrow slots that you may come across. Designed by working gunsmiths for working gunsmiths, and shop-proven over a lot of years. Flat enough to go into your pocket for emergency field repairs. Fits 12 ga. only.

- #080-548-012 Model 12/1897 Forend Wrench, 8K20G99..... \$26.99

BROWNELLS REMINGTON/MOSSBERG FOREND WRENCH



Piloted To Prevent Stock Or Nut Damage

Wrench adapted from Remington factory design, with pilot that keeps "teeth" square to the forend nut, virtually eliminating damage to wrench, forend or forend nut. But, if one of the wrench teeth should ever break, turn the "sleeve" around, there's another set. Models for Remington 870 or Mossberg 500.

- #080-870-202 870 Forend Wrench, 8K26P90..... \$29.99
- #080-777-004 12 Ga. 500 Forend Wrench, 8K27D01..... 29.99
- #080-870-002 20 Ga. 870 Forend Wrench, 8K26Q23..... 29.99
- #080-777-008 20 Ga. 500 Forend Wrench, 8K26G22..... 29.99
- #080-777-009 20 Ga. 500 Replacement Sleeve, 8K15A58..... 16.99

BROWNELLS SHOTGUN MAINSPRING TOOL

Stop Fighting With Stubborn Mainsprings



Specially designed tool shortens the time and eliminates the frustration that goes along with changing mainsprings in double barrel shotguns. Notched, blade tip captures the plunger head so you can compress the spring and lift both parts free from the receiver. No more scratching and gouging the plunger or inner receiver surfaces with an ordinary screwdriver. Tool works equally well for installation - simply seat the end of the mainspring in the receiver, hook the blade notch around the plunger head, compress the spring, and engage the plunger in the hammer. Stout, hardened steel shank provides plenty of leverage and keeps you close to your work for maximum control.

- #080-000-114 Shotgun Mainspring Tool, 8K12E77.... \$14.99

XS SIGHTS 870/1100/11-87 REMINGTON MAGAZINE TUBE DETENT SWAGE



Quickly Remove Shotgun Magazine Tube Dimples Without Drilling


Steel tool fits into magazine tubes on Remington 870/1100/11-87 shotguns and helps remove the dimples or detents to allow addition of magazine extension. Eliminates need to drill out dimples, and prevents unsightly holes that allow entry of dirt and debris. Swage is specially-shaped to prevent it from slipping all the way down into the magazine tube. Comes with instructions and requires use of mallet, not included.

- #006-000-119 Remington Magazine Tube Detent Swage, 6K29L64..... \$35.99

GUARANTEED.FOREVER.[®]
SINCE 1939

BROWNELLS
REMINGTON 870/1100
MAGAZINE SPRING RETAINER TOOL


Prevents Spring Damage

Internal taper on the sleeve guides spring into position without damaging spring, gun or yourself. (Especially critical with new-production heavier springs.) Fits all Rem. 870 and Pre-'87 1100s.  **SPECS:** 7" (17.8cm) long overall, 1 1/2" (3.7cm) diameter plastic handle. Retainer sleeve has 1.08" (2.7cm) I.D.

#080-187-203 Spring Retainer Tool, 8K35H99. \$ 43.99

BROWNELLS
MAGAZINE TUBE DENT RAISER

Fits 12 & 20 Gauge


Slides into 12 or 20 gauge magazine tubes to quickly remove dents. Grooved to clear "tabs" on 1100 Special Field and 11-87 with new-style magazine spring retainer. Will not work on Mossberg magazine tubes.  **SPECS:** Steel. 8 1/4" (22.2cm) long tool. Handle adds 11" (27.9cm).

#080-870-206 12 Ga. Mag Tube Dent Raiser, 8K75N56. \$ 82.99

#080-870-207 20 Ga. Mag Tube Dent Raiser, 8K55E99. 55.99

TRACK OF THE WOLF
MAINSRING VISE


Compresses "V" Springs Effortlessly

New improved design makes it much easier to compress tough mainsprings with two rotating, adjustable jaws that screw down securely. Adapts to angle of spring, spreads compression evenly over the entire spring area and is perfect for installing "V" springs in shotguns and muzzleloaders. Wide turnkey allows you to use your thumb and index finger to really squeeze tough springs down without the need for makeshift tools. 

SPECS: Steel, in-the-white. #870-000-001 Mainspring Vise, 7H29F13. \$ 34.99

BROWNELLS REMINGTON 870
EJECTOR SPRING RIVET CUTTER

Trims The Rivet Tip To Make Broken Ejector Spring Removal Simple

Hollow-end mill fits in drill press, spot faces the front rivet to take off just the peened area. Often lets you re-peen the existing rivet and eliminate rebluing the receiver.  **SPECS:** Steel shaft, hardened steel cutter. 2 1/2" (6.3cm) long, .31" (7.8mm) shaft diameter. .143" (3.6mm) cutter diameter.

#080-000-040 Ejector Rivet Cutter, 8K33L00. \$ 40.99

BROWNELLS
MAGAZINE TUBE/CAP PLIERS



Padded Jaws End Servicing Damage

Puts an end to gouged, scratched and ruined magazine tubes and caps. These slip-joint pliers adjust to fit them all and the curved, cushioned jaws grip tight without marring. Extra long for good turning leverage. Pads are replaceable.

SPECS: 9 1/2" (24.3cm) long. Steel. 10 1/2 oz. (297.6g). Adjust from 1/2" (12.7mm) to 2 1/2" (6.3cm).

#915-529-100 Mag Tube/Cap Pliers, 1A34Q22. \$ 43.99

#915-529-305 Mag Tube/Cap Plier Pads, pair w/pins, 1A7F99. 9.99

MENCK SHOTGUN MAGAZINE
CORKSCREW

"Pops" Out Shotgun Magazine Spring Retainers as Easily as Popping A Cork



Our tool is a replacement for the old Menck Corkscrew Tool that saved so many gunsmiths from aggravation, headaches, and maybe a few expletives while fixing shotgun magazine tubes. This tool safely removes even stubborn mag spring retainers. We like to say, "as easy as popping the cork off a champagne bottle," but actually, it's easier! Threads into popular pump and semi-auto shotgun magazine spring retainers - puts an end to "flying" springs and bent retainers. **SPECS:** Approximately 3" (7.62cm) long, blued or zinc-chromated, case-hardened steel. For 1/4" (6.35mm) minimum retainer hole.

#080-001-362 Magazine Corkscrew, 8K17N61. \$ 19.99

BROWNELLS REMINGTON 870/1100
SHELL LATCH STAKER

Based On The Factory's Preferred Design



Staking is required when installing a new latch or replacing one after rebluing the gun. Our tool has the correct, factory designed, rectangular swaging point to displace plenty of metal, a built-in handle, plus lots of heft to take years of use. **SPECS:** 9 1/2" (24.7cm) x 1 1/4" (4.4cm) x 1/2" (19mm). Steel, hardened point. 1 1/2 lb. (680 g). Replacement Swage Point sold 1 each.

#080-870-203 870/1100 Shell Latch Staker, 8K62D17. . . \$ 69.99

#080-870-213 Replacement Swage Point, 8K13N24. . . . 15.99

BROWNELLS REMINGTON 870
DETENT STAKING PUNCH

Hardened Steel For Long Service Life



Cut-away punch restakes the magazine cap retainer (detent ball) in place without forcing metal into the I.D. of the magazine ring. **SPECS:** Hardened tool steel. 3 1/4" (8.2cm) long, 1/2" (6.35mm) dia.

#080-870-205 870 Detent Punch, 8K16P79. \$ 20.99

BROWNELLS REMINGTON 870
RIVET STAKING TOOL SET

Takes The Pain Out Of Fitting The 2-Step Rivet



Two specially ground punches make fitting the 870 ejector spring and housing onto Remingtons' unique 2-step rivet a snap! The hole in the face of the #1 tool allows you to fasten the ejector housing to the receiver with the lower portion of the rivet. The #2 tool is then used to secure the ejector spring within the ejector housing with the upper portion of the rivet. **Deluxe Kit** combines the above two punches with an ejector spring rivet cutter that lets you take off just the peened area of the front rivet. Often lets you re-peen the existing rivet. **SPECS:** Punches - Hardened steel, blue finish. 2 punches, each 3 1/2" (8.8cm) long. Rivet Cutter - Steel shaft and hardened steel cutter. 2 1/2" (6.3cm) long, .31" (7.8mm) shaft diameter, .143" (3.6mm) cutter diameter.

#080-612-000 Rivet Stake Tool Set, 8K24E99. \$ 29.99

#080-612-001 Deluxe Staking Kit, 8K47N99. 53.99

WALKER RIB CENTER FINDER

Can't Miss Being "Dead-On" Each Time



Instantly locates exact rib centers for precision sight installation on most shotguns. Bar rides across barrels of shallow ribbed doubles, locating pins can be driven back for extra high ribs. Built-in, hardened marking punch moves freely, won't fall out. Perfect on vent rib barrels. **SPECS:** 2" (5.1cm) long, 1/16" (7.9mm) square bar.

#080-545-000 Rib Center Finder, 9A14C99. \$ 14.99

U-PORT-IT BARREL PORTING JIG

Quickly & Easily Drill Recoil-Reducing Ports In Any Shotgun



Accurately drill recoil reducing barrel parts in the shop or on the range with only a hand drill. Universal clamping fixture adjusts to fit any barrel style, for accurate barrel porting. Two jigs allow drilling different size ports depending upon the user's preferences. Larger ports give more effective recoil reduction, however, smaller ports are aesthetically more pleasing. Each jig uses a removable bushing; **Jig #1** has 35 bushing holes per side and uses a #40 drill bit; **Jig #2** has 23 bushing holes per side and uses a #31 drill bit. The versatility of the jig permits you to lay out a variety of porting patterns. **SPECS:** Aluminum base blocks, black, anodized finish. Tool and base 5 1/4" (13.3cm) long. Jigs include Allen wrench, one bushing, two drill bits and detailed instructions.

#942-100-001 Shotgun Porting Jig #1, 2D333G20. . . \$ 349.99

#942-100-002 Shotgun Porting Jig #2, 2D333L33. . . . 416.67

BROWNELLS ORIGINAL ENGLISH
HYDRAULIC DENT RAISER



The Finest Professional Gunsmith Dent Raiser Made

We are pleased to be able to provide these beautiful, original pattern, British-made Hydraulic Dent Raisers. For the gunsmith, these Dent Raisers have proven to be one of the most sought after tools in our line. Few jobs are a greater challenge - or cause more customer concern - than removing a dent from a prize shotgun. To be able to remove such a damaging blemish with the ease, precision and perfection that this tool provides is gratifying beyond words. A tool you want to own. . . . A tool to cherish and care for. Not only will it make your customers happy, but it will also prove to be profitable for you at the same time! Actually, the dent raiser is a hydraulic jack of tremendous force with pressure controlled by the Allen screw in the handle. Because of the pressures involved, the best of steels and heat-treating procedures have been used in its production to ensure ease of maintenance and years of trouble-free use.

EASE OF OPERATION

Simple and easy to operate. Hold the tool along the outside of the barrel, lining up the small anvil in the head even with the center of the dent. Slide the collar flush against the barrel breech or muzzle (whichever end is closer to the dent) and lock the collar tightly into place. Now, insert the Dent Raiser into the barrel, bringing the collar flat against the end of the barrel and centering the anvil in the head directly under the dent. Gently turn the Allen screw in and watch the dent come up. When the dent is completely up (you must be careful not to bulge the barrel because the tool is so powerful), relieve the hydraulic pressure against the anvil by loosening the Allen screw. Re-apply pressure until resistance is just felt and you can turn the tool handle back and forth without too much pressure. Turn in the Allen screw and twist and burnish. Repeat until the dent is completely removed. No outside hammering or peening is required, so no hammer marks to polish out and no need to reblue the barrel. Just a fast, Professional job that will bring joy to your customer and fame and fortune to you! (NOTE: The Hydraulic Dent Raiser will not remove nicks/gouges in the steel that may have been caused along with the dent. Careful drawfiling and polishing can take care of most of these, and rebluing will be required - which your customer should understand.) Detailed operating instructions included. **SPECS:** 22 1/8" (56.8cm) long. 1" (2.5cm) dia. hardwood handle.

#080-083-012 12 Ga. Dent Raiser, 8K389A99. \$ 467.99

#080-083-016 16 Ga. Dent Raiser, 8K399I99. 467.99

#080-083-020 20 Ga. Dent Raiser, 8K399H99. 467.99

DENT RAISER REPAIR KIT - Stop pressure loss and hydraulic leaks by replacing the critical seals and bleed screw in your English Hydraulic Dent Raiser. Kit includes one each, anvil and inner rod O-ring seals, spiral anti-extrusion washer, and bleed screw. **SPECS:** 12, 16, and 20 gauge kits only.

#080-000-249 12 Ga. Dent Raiser Repair Kit, 6A16P44. . . \$ 17.99

#080-000-250 16 Ga. Dent Raiser Repair Kit, 6A16P44. . . 17.99

#080-000-251 20 Ga. Dent Raiser Repair Kit, 6A16I44. . . 17.99

MURRAY'S VENT RIB TOOL

Straightens Dented Vent Ribs



Pulls out dented shotgun vent ribs in only minutes. Easy to attach, and quick to use. Brass bridge won't mark top of rib; steel jaws self-adjust. **SPECS:** Bridge - Machined brass 3" (7.6cm) long, 1/4" (6.3mm) thick. Jaws - Machined, hardened steel 1 1/2" (3.8cm) long, 1/2" (12.7mm) wide at widest point.

#563-100-000 Vent Rib Tool, 3F50H53. \$ 69.99

 **Instructional Video Available Online**

MANSON PRECISION REAMERS WALL THICKNESS GAUGE



Find Barrel Thickness & Concentricity Before You Try To Thread

Know exactly whether a customer's barrel has adequate wall thickness before accepting and machining it for screw-in chokes. Unique design allows the gunsmith to mount the instrument (not the barrel) in a bench-top vise for ease of use and fast, accurate measurements. Aluminum block with steel probe and gauge arm provide excellent stability and consistency. High-grade, Procheck brand, dial indicator measures to .001". Helps check barrel concentricity, too.

SPECS: Aluminum and steel, natural finish. 18 1/4" (47.6cm) long x 5" (12.7cm) high.

#513-000-066 Wall Thickness Gauge, 3A110N35 \$110.35

CSP PROFESSIONAL SHOTGUN BORE MICROMETER SET



Gives You The Inside Story To .001" or .0001"

Measures bore diameter, choke constriction, chamber (except 10 ga. chambers) and forcing cone dimensions. Shows dents, bends and other imperfections. Extremely precise .001", direct-reading analog dial indicator is mounted on 16 1/2" long shaft on which the appropriate gauge head is installed. Includes well-written instructions.

SPECS: Tool steel heads and gauging rings. Maximum measuring depth: 15 1/2" (39.0cm). Complete Sets include 4 heads (12, 20, 28, 410 - NOT 16 ga.), 4 gauging rings, dial or digital indicator, shaft, fitted wood case, and instructions. 16 Gauge Bore Micrometer Head includes 1 head and 1 gauging ring.

#365-001-000 Complete Dial Bore Micrometer Set, 5F576180 \$579.99

GALAZAN BRASS CHOKE GAUGE



Reads Chokes on 12, 16, 20 & 28 Gauge and .410 Bore Shotguns

Gives a fast visual check of choke without using a caliper, which you're probably not going to have with you at a gun store, gun show, on the range, etc. Stepped, one-piece, brass gauge measures the choke of 12, 16, 20, 28 gauge and .410 bore shotguns. Easy-to-read markings clearly indicate Cylinder, Improved Cylinder, Modified, Improved Modified, or Full choke for fast, painless measurement.

SPECS: Brass. 5" (12.7cm) long.

#344-000-001 Brass Choke Gauge, 4D34N51 \$40.99

ROYAL QUICK CHECK CHOKE GAUGE



At-A-Glance "Checker" Fits In Your Shirt Pocket

Thin, lightweight, stainless steel gauge fits easily in your pocket and measures choke constriction on all .410, 28, 20, 16, 12, and 10 gauge shotgun barrels. Great for collectors, dealers and shooters that need a fast, visual verification of choke constriction.

SPECS: Stainless steel, bright polish. 5 1/2" (13cm) long.

#774-100-104 Quick Check Gauge, 4G6G35 \$9.99

- 3 or More - Check Gauge, 4G6P45 \$7.95

CHADWICK & TREFETHEN GILCHRIST PRECISION CHOKE REAMER



Aligns Reamer Concentric To The Bore For Accurate Choke Adjusting Or Removal

Enters through the breech and pilots off the bore for precise cutter-to-bore alignment. Expandable, angle blade reamer fine tunes choke size to improve patterns or removes choke prior to screw-in choke tube installation. Requires two, Clymer or Manson Choke Bushings to center the cutter in the bore.

SPECS: Steel. Handle 25 1/8" (65cm) long. Reamers 130" (33cm) long. Expansion range: 20 ga. - "C" .5930" - .6560". 12 ga. - "D" .6560" - .7180". "E" .7180" - .781". Select correct diameter bushing from chart. Tight choked 12 ga. barrels may require the use of the "D" reamer before using the "E" reamer.

#170-100-103 20/16 Ga. "C" Reamer, 7A99Q27 \$112.99

#170-100-104 16/12 Ga. "D" Reamer, 7A99B24 109.99

#170-100-105 10 Ga. "E" Reamer, 7A104J91 114.99

#170-100-000 Gilchrist Handle, 7A32J41 36.99

REAMER/TAP BUSHINGS - Precision ground bushings center the Gilchrist reamer in the bore.

Over-size, .750" diameter, blank bushings can be turned down to fit 12 gauge bores with odd diameters.

SPECS: 12 gauge only. Standard bushing is .725" dia. Blank bushing is .750" dia.

#513-040-725 Reamer/Tap .725" Bushing, 3A18P00 \$18.00

#513-040-750 Reamer/Tap Blank Bshg, 3A12E00 12.00

SHOTGUN CHOKE ALTERATIONS

One job that practically every gunsmith and hobbyist is asked to do is, "Can you open up the choke on my gun just a bit to adjust the pattern?" In most instances, the job had to be passed up, or the gun sent to an "expert", because tool costs were too high, and/or fully-illustrated, well-written instructions were not available. The impression left with your customer does not tend to build confidence in your abilities! Or make any money for you! Thanks to the clever ingenuity of the late Ralph Walker, an easy, simplified method of choke adjustment using Angle Blade Reamers, our Calipers and Barrel Hones is now available to the gunsmith. Costs are well within reach of anyone interested in doing the work. Instruction booklet has all the information with complete illustrations and data needed to do the job correctly and to your customer's most demanding satisfaction. Combine with a Long Forcing Cone job (listed elsewhere) and watch your customers really smile.

MANSON PRECISION REAMERS SCREW-IN CHOKE TAP & REAMER



Fast, Accurate Choke Tube Installations Using Reamers From Dave Manson

A quick and easy method to install choke tubes using a lathe (can be done by hand however, a lathe gives superior results). Tap and reamer are precision ground from high speed steel and use the same interchangeable pilot bushings. Pilot bushings are available in diameter increments of .001", and are 2" long for accurate bore alignment. Instructions are included. **Note:** Read and understand the installation requirements on page 62 before proceeding. For best results, remove any existing choke with the Angle Blade Expanding Choke Reamer (listed elsewhere) prior to using the Manson Precision Choke reamer.

SPECS: M-7 High Speed Steel tap and reamer. Reamer - 8-flute, right-hand cut with left-hand spiral; integral cutting stop prevents feeding too far. Tap - 6-flute with ground threads.

TRU-CHOKETM-STYLE TOOLING - Use to thread barrels that are too thin to accept Win-ChokeTM-style tubes. The O.D. is .020" smaller than that required for Win-Choke tubes so they may be installed in proportionally thinner barrels.

SPECS: 12 Gauge has .795"-44 tpi. Accepts standard (not thinwall) Tru-ChokeTM tubes. 20 Gauge has .675"-44 tpi.

#513-142-000 12 Ga Tru-Choke Reamer, 3A140B29 \$140.29

#513-144-000 12 Ga Tru-Choke Tap, 3A190G29 190.29

#513-000-057 20 Ga Tru-Choke Reamer, 3A140N29 140.29

#513-000-058 20 Ga Tru-Choke Tap, 3A190J29 190.29

TRU-CHOKETM THINWALL-STYLE TOOLING - Over-unders, side-by-side, and lightweight singles with thin barrels can have the benefits of interchangeable choke tubes. Approximately .020" thinner than standard Tru-Choke tubes.

SPECS: 12 ga. only. .775"-44 tpi accepts thinwall-style tubes only.

#513-146-012 12 Gauge Thinwall Tap, 3A190K29 \$190.29

#513-145-012 12 Gauge Thinwall Rmr, 3A140B29 140.29

WIN-CHOKETM-STYLE TOOLING - Thread barrels to accept original equipment and aftermarket replacement tubes from Win-Choke, Browning Invector®, Mossberg Accu-Choke®, Weatherby and Colonial Arms.

SPECS: 12 Gauge has .814"-32 tpi. 20 Gauge has 3/16"-32 tpi.

#513-042-000 12 Ga Win-Choke Reamer, 3A147F85 \$157.99

#513-044-012 12 Gauge Win-Choke/Rem-Choke Tap, 3A153I30 165.99

#513-000-059 20 Ga Win-Choke Rmr, 3A153C32 170.99

#513-000-060 20 Ga Win-Choke Tap, 3A164L24 201.99

REMCHOKETM-STYLE TOOLING - Uses the same tap and bushings as Win-Choke, requires a different reamer to position threads in a different location. Barrels threaded to this system accept Rem-Choke-style and Remington factory tubes.

SPECS: 12 gauge only. .814"-32 tpi.

#513-046-012 12 Ga Rem-Choke Rmr, 3A160F29 \$160.29

#513-044-012 12 Gauge Win-Choke/Rem-Choke Tap, 3A153I30 165.99

REAMER/TAP BUSHINGS - Precision ground, same bushing fits reamer and tap. Turn blank bushing to fit odd diameters.

SPECS: Bronze. 2" (5cm) long.

#513-040-725 Reamer/Tap .725" Bushing, 3A18P00 \$18.00

#513-040-726 Reamer/Tap .726" Bushing, 3A18K00 18.00

#513-040-727 Reamer/Tap .727" Bushing, 3A18P00 18.00

#513-040-728 Reamer/Tap .728" Bshg, 3A18A00 18.00

#513-040-729 Reamer/Tap .729" Bshg, 3A18P00 18.00

#513-040-750 Reamer/Tap Blank Bshg, 3A12E00 12.00

#513-000-063 20 Ga .612" Pilot Bshg, 3A18J00 18.00

CHADWICK & TREFETHEN EXPANDING CHOKE REAMER



Smooth Cutting - Fully Adjustable - Gives Professional Choke Alteration

For 10, 12, 16, 20 and 28 gauge choke reaming. Blade angle eliminates chatter; each cut is clean and controlled. Tightly choked 12 gauge barrels may require use of the "D" reamer before using the 10/12 gauge "E" reamer. "A" and "B" reamers also useful in fitting 1911 Auto barrel bushings. Barrel hone and caliper are integral parts of the process and should be included in your equipment.

SPECS: Overall dimensions and expansion range as follows: A - 5 1/4" (14.2mm) long, .218" (5.5mm) square shank, .468" - .531". B - 5 1/4" long, .282" sq. shank, .531" - .593". C - 6 1/2" long, .282" sq. shank, .593" - .656". D - 6 1/2" long, .282" sq. shank, .656" - .718". E - 7 1/2" long, .332" sq. shank, .718" - .781". 1" = 25.4mm.

#170-531-001 "A" Adjustable Reamer, 7A59P37 \$92.99

#170-531-002 "B" Adjustable Reamer, 7A59J18 80.99

#170-531-102 "B" Replacement Reamer Blade Set, 7A35K14 46.99

STOCK #	DESCRIPTION	FITS	PRICE
#170-593-003	C Reamer (complete)	20/16	7A62N73 \$ 89.99
#170-656-004	D Reamer (complete)	16/12	7A62H73 \$ 89.99
#170-718-005	E Reamer (complete)	12/10	7A63Q21 \$ 85.99
#170-656-104	D Blade Set		7A34F51 \$ 42.99

SCREW-IN CHOKE INSTALLATION REQUIREMENTS

Before accepting a barrel for machining to accept screw-in chokes, you must measure the outside diameter (O.D.) to determine if there will be sufficient wall thickness after machining. "Mike" the O.D. of the barrel and the O.D. of the tap for the particular gauge. Subtract the O.D. of the tap from that of the barrel, divide by 2, and this will give the wall thickness after machining, providing the O.D. of the barrel is concentric with the inside diameter (I.D.). A sample calculation appears below.

Barrel O.D. (12 Ga) .850"
Tap O.D. (12 Ga) Win-Choke - .814"
.036" ÷ 2 = .018" Wall Thickness

We DO NOT recommend installations in barrels where the resultant wall thickness will be less than .015", providing the I.D. of the barrel is concentric with the O.D. If the I.D. is not concentric with the O.D., you will have to make your own decision as to whether the installation will be safe. In addition, you CANNOT install screw-in chokes in barrels whose inside diameters (I.D.) exceed the following dimensions: 10 ga. - .780"; 12 ga. - .735"; 12 ga. Thinwall - .728"; 16 ga. - .666"; 20 ga. - .624". Exceeding these dimensions WILL CAUSE DAMAGED CHOKE TUBES and there is a GREAT POSSIBILITY OF CAUSING A BARREL BLOW-OUT! Check EVERY installation before firing to make sure the tube does not protrude into the bore. Back-bored or jug-choked barrels are usually NOT suitable for screw-in choke installation.

BROWNELLS SPIRAL FLUTE LONG FORCING CONE REAMER

Smooth Cutting Reamers Improve Pattern Density



Lengthening the forcing cone area decreases pellet deformation and felt recoil for a dramatic improvement in pattern density, shooting comfort and overall shotgun performance. Custom-made reamers with five, spiral flutes increase the cutting surface area for a smooth, chatter-free cut on all types of barrel steel. Do not use on chrome lined bores. Hex-drive shank allows the use of a standard square drive socket and T-handle.

SPECS: Tool steel, five flute, spiral cut, 6" (15cm) long, 1" (2.5cm) long hex section. Hex-drive size listed in chart.

STOCK #	HEX SIZE	GAUGE	PRICE
#080-961-410	3/16"	.410	7A84F54 \$ 92.99
#080-961-020	7/16"	20	7A109C99 \$ 127.99
#080-961-016	1/2"	16	7A108N99 \$ 129.99
#080-961-012	1/2"	12	7A109A99 \$ 128.99
#080-961-010	1/2"	10	7A111K75 \$ 122.99

BROWNELLS STRAIGHT FLUTE LONG FORCING CONE REAMER



Lengthen Forcing Cones To Improve Patterns, Reduce Recoil

Double-duty reamers lengthen short chambers to modern standard or magnum lengths and cut the new long forcing cone at the same time - OR - will cut a long forcing cone without lengthening the chamber for the gunsmith seeking improved shooting performance for his customer. Flute placement, relief and angle are designed to give the best possible results on all types of barrel steel (except on chrome lined barrels, of course!). The 1 1/2" long (approximately) forcing cone created is performance proven to give optimum results in any length chamber. (For complete instructions see our detailed, illustrated booklet, *Measuring and Re-chambering Shotgun Chambers*.) Reamers are ground exclusively for us from special, select tool steel by one of the oldest and most respected manufacturers of reamers in the United States. Quality and performance is 100% guaranteed. Plus, the hex-drive permits use of a socket and T-handle when tap handles will not operate. Lathe setup not required.

SPECS: 5 1/4" (14.6cm) long overall. 1" (2.5cm) long hex section: 1/2" (12.7mm) across on 10, 12, and 16 ga.; 7/16" (11.1mm) across on 20 ga.; 3/8" (9.5mm) across on .410 (10.4mm). 1 1/2" (3.8cm) long forcing cone cutting section. 7 flutes, straight cut. 10 ga.; use on 10 Gauge Magnum Shotgun Chambers ONLY. Do Not Use in 2 1/4" (7.3cm) or other 10 Gauge chambers.

#080-661-010	10 Ga., 3 1/2" Mag L.F.C. Reamer, 7A104G99	\$ 121.99
#080-661-012	12 Ga. L.F.C. Reamer, 7A109G99	126.99
#080-661-016	16 Ga. L.F.C. Reamer, 7A109J99	128.99
#080-661-020	20 Ga. L.F.C. Reamer, 7A109A99	129.99
#080-661-410	.410 Bore. L.F.C. Reamer, 7A89H99	92.99
#077-200-100	Measuring & Re-chambering Shotguns, Instructions, 4D00GGI	.00

QUESTIONS BEFORE YOU BUY?
Call Or Email Our Full-Time Tech Staff

CLYMER "BACK-BORE" REAMER

Enlarges Bore To Easily Change Bore-To-Choke Constrictions



Many possible uses. Shortened barrels can be back-bored to within 2" to 3" of muzzle to provide a degree of constriction or "choke" in what would otherwise be a cylinder bore barrel. A choked barrel can be back-bored to provide "extra" constriction. Rough pitted bores can be reamed to remove pits. Faster and more effective than grinding or polishing. 12 gauge, 34" extension Handle available.

SPECS: Reamers 5" (12.7cm) long with 8 spiral flutes. Made of M-7 high speed steel, hardened and drawn.

#184-030-730	.730" Back-Bore Reamer, 4H90C00	\$ 90.00
#184-030-735	.735" Back-Bore Reamer, 4H90P00	90.00
#184-030-740	.740" Back-Bore Reamer, 4H90I40	90.40
#184-030-012	12 Ga. Back-Bore Handle, 4H45H40	45.40

MANSON PRECISION REAMERS "BACK-BORE" REAMER



Alter Choke Constriction Without Changing The Choke

Add choke constriction to a barrel without altering the actual choke. Plus, full-length back boring can restore the interior surface of rusted and pitted barrels to "like new".

SPECS: M7 high speed steel. 5" (12.7cm) long with eight flutes.

#513-030-740	.740" 12 Ga. Back-Bore Reamer, 3A85N00	\$ 85.00
--------------	----------------------------------------	----------

MANSON PRECISION SPIRAL FLUTE LONG FORCING CONE REAMER



8 Flutes Give Smooth, Efficient Cutting

Gives the forcing cone a gentle taper that reduces recoil and improves shot patterns. Spiral flutes give a chatter-free cut on all types of barrel steel. The long shank lets you alter most barrels using only a large tap handle to turn the reamer.

SPECS: M-7 High Speed Steel. 8-flute, right-hand cut with left-hand spiral. 9" (22.9) long, 3 1/2" (8.9cm) shank, 7/16" square.

#513-010-012	12 Ga. Forcing Cone Reamer, 3A100D08	\$ 100.08
--------------	--------------------------------------	-----------

CLYMER SHOTGUN RIM CUTTER & HEADSPACE RING



Restore Headspace To Shotgun Chambers

Cutter removes metal from damaged rim-recess areas. Solder ring in place, recut rim.

SPECS: 55° Cutter - M-7 H/Speed Steel. 5 1/4" (13.3cm) long. Bronze pilot bushing. Rings - 1031 steel. Approx. 1/4" (6.3mm) long.

#184-115-012	12 Ga. Rim Cutter, 4H115Q27	\$ 115.27
#184-115-020	20 Ga. Rim Cutter, 4H115C14	115.14
#184-116-012	12 Ga. Headspace Ring, 4H12M00	12.00

CLYMER LONG FORCING CONE REAMER



Features 8 Flutes For Smooth, Uniform Cutting

Clymer's version of the long forcing cone reamer for shotguns extends shorter factory forcing cones to a full 1 1/2" length, gently tapered for improved patterns and less recoil. These cutters have eight 8" flutes which make them very smooth cutting reamers. 12 Gauge cutter has straight flutes and can be used to lengthen the chamber and cut the new forcing cone in one operation, or cut the forcing cone only, if desired. 20 Gauge cutter has left-hand spiral flutes. The long, non-cutting shank makes it possible to alter many barrels using only a large tap handle (shank is 7/16" square) to turn the reamer. An extension may be required on some barrels.

SPECS: HS steel. 8 1/2" (22.5cm) long. 3 1/2" (8.9cm) long shank. 12 1/2 oz. (35.4g). 4H120F42

#184-010-012	Long Forcing Cone Reamer, 12 Ga., 4H120F42	\$ 120.42
#184-010-020	Long Forcing Cone Reamer, 20 Ga., 4H120Q00	120.00

CLYMER SHOTGUN BARREL FACER



Accurately Squares Barrel; No Lathe!

Face-off shotgun barrels exactly square to the bore. Ideal when repairing dings, or before installing screw-in chokes. Smooth cutting, five-flute cutter. Turn with hand drill or drill press.

SPECS: H.S. steel. 3 1/4" (9.5cm) long. 1 5/16" (24mm) dia. 3/8" (9.5) dia. shank. Pilot NOT included, order below.

CHAMBER REAMER/BARREL FACER PILOTS, ONLY

#184-352-000 Shotgun Facer, no pilot, 4H85G00. \$ 85.00

STOCK #	SIZE	GAUGE	STOCK #	SIZE	GAUGE
#184-252-725	.725	12	#184-252-610	.610	20
#184-252-729	.729	12	#184-252-614	.614	20

— Advise # — Chamber Reamer Pilot, 4H15Q00. \$ 15.00

LISLE SHOTGUN BARREL HONE



No. 2-S

Brings Bores & Chokes Back to New-Or-Better Polish

Ample range for 28 ga. to 12 ga. Flex-drive eliminates chatter, gouging. For 1/4" or larger electric drill. Included in choke set.

SPECS: 1/4" (6.3mm) shaft, 8 1/2" (21.6cm) long.

#531-108-002 No. 2 Barrel Hone, 1C13P41. \$ 19.99

#531-107-602 No. 2-S Stones, only, 1C6G29. 7.99

BARREL HONE EXTENSION SHAFT - Piloted shaft attaches to your electric hand drill motor and accepts Brownells Barrel Hones. Keeps the hone in the center of the bore; prevents expensive damage; lets the hone do all the work for faster, better looking results. Includes abrasive paper holder and a threaded adapter that accepts all 1/16"-27 tpi shotgun brushes and mops.

#080-915-000 Barrel Hone Ext. Shaft, 8K69D04. \$ 78.99

BROWNELLS 12, 16, 20 GAUGE BARREL HONE EXTENSION SHAFT



Polish Or Clean The Entire Bore From Muzzle To Cone For A Mirror Finish

The extra reach you need for full-length bore polishing with Brownells Barrel Hones and your electric hand drill. Piloted to keep the hone centered for faster, better results. Abrasive paper holder helps remove tight spots before honing; 1/16"-27 tpi shotgun bore brush adapter lets you do heavy duty cleaning.

SPECS: Kit includes: Shaft - steel, 28" (71cm) long, 1/4" (6.3mm) dia. Pilots - Nylon, 12 ga. .715" (18mm) dia., 16 ga. .652" (16.6mm) dia., 20 ga. .605" (15.3mm) dia. Abrasive Holder - Steel, 2" (5cm) long, 1/2" (12.7mm) dia. Brush Adapter - Steel, 1/4" (19mm) long. Shaft coupling will accept .250" (6.3) dia. accessories.

#080-915-000 Barrel Hone Extension Shaft, 8K69D04. . . \$ 78.99

BROWNELLS FORCING CONE FLEX HONE®



Tapered Design Polishes Quickly & Efficiently

The finishing touch for forcing cones cut with Long Forcing Cone Reamers. Taper matches perfectly so the maximum amount of abrasive media contacts the barrel's surface for faster, more effective polishing action, with less elbow grease and work. Must be used with Flex Hone Oil; use of other oils will destroy the abrasive balls and void the guarantee.

SPECS: Medium or Fine grit. 10" (25cm) overall length. Abrasive head, 1.625" (4.1cm) long. 12 ga. tapers from .710" to .798" in diameter. 16 ga. tapers from .665" to .745" diameter. 20 ga. tapers from .615" to .699" diameter.

#080-606-512	12 Ga. Med. Grit Flex Hone, 1B39B48	\$ 42.52
#080-607-512	12 Ga. Fine Grit Flex Hone, 1B54B59	63.68
#080-607-516	16 Ga. Fine Grit Flex Hone, 1B55G99	60.30
#080-606-520	20 Ga. Med. Grit Flex Hone, 1B36D96	39.80
#080-607-520	20 Ga. Fine Grit Flex Hone, 1B55G79	60.08
#080-609-008	1/2 Pint Flex Hone Oil, 1B12D04	13.44
#080-609-000	Quart Flex Hone Oil, 1B19P29	21.99

BROWNELLS PROFESSIONAL SERIES BARREL HONING STONES

Gives Shotgun Bore A Good-As-New Polish

Quickly brings your shotgun bore to a like new or better polish. Five grits provide fast, smooth polishing for chrome lined and carbon steel barrels; 500 grit, 400 grit, 150 grit, 150 grit for chrome bores and a 2-S Lisle stone. Steel carrier, riveted to arm, fits Lisle No. 2 Barrel Hone.

SPECS: Aluminum oxide stones, steel carrier. Pak of 2 stones and arms. Kit contains 2 stones of each grit. Plastic storage box.

#080-000-011	500 Grit Profess. Stones, 8K12I75	\$ 13.99
#080-000-012	400 Grit Professional Stones, 8K12K82	13.99
#080-000-013	150 Grit Professional Stones, 8K12G70	13.99
#080-000-014	150 Grit Chrome Bore Stones, 8K12A70	15.99
#080-000-016	Professional Honing Stone Kit, 8K53J99	53.99

Orders: 800-741-0015

order on the web
brownells.com

BROWNELLS PAGE 481

BROWNELLS SHOTGUN BARREL POLISHING FLEX HONE®



Puts Finish Polish On Shotgun Bores That Is Truly Outstanding

Hundreds of abrasive "balls" mounted on a flexible shaft - the fastest, easiest way we've come across to clean and polish older barrels or put a mirror polish in new ones. For used barrels, the Medium-Coarse hone, followed by the Fine, removes rough and tight spots and brings the bore to a bright finish that you can see and feel... just run a patch through it before and after; the difference is amazing! We found too, that we could feel tight spots during honing and spend extra time on them until they were evened out. On new barrels, the Fine hone by itself will bring the factory finish up to a beautiful, mirror-bright finish that's a real customer pleaser. Easy to use: chuck in a variable speed electric drill; wet the hone with Flex Hone® oil; start the drill and insert the hone into the barrel from the breech end (if possible). As it cuts, a slurry of abrasive and oil develops to help speed the cutting action. Flex Hone® available in sets and individual hones for 10, 12, 16 and 20 gauge barrels as well as .410 bore. Also, special-sized hones for 10, 12, 16, 20 gauge chambers and .410 bore. Instructions walk you through the steps for a perfect job. (You MUST use Flex Hone® oil - all other oils will destroy the abrasive "balls" and void our guarantee!) **750 RPM MAX.** Avoid excess pressure. **USA**
SPECS: Flex Hone® for Barrels; 10, 12, 16, 20 ga., .410 bore. 33" (83.8cm) long in Med.-Coarse grit (red tip) or Fine grit (light blue tip). Flex Hone® for Chambers; 10, 12, 16, 20 ga., .410 bore 12" (6.5cm) long, fine grit (light blue only). Set includes Med.-Coarse & Fine barrel hones, Chamber hone & 1 qt. Flex Hone® oil, for 1 ga.

STOCK #	SIZE	GRIT	PRICE
#080-607-210	10 ga	Fine	1B57D65 \$ 62.08
#080-606-110	10 ga	Medium	8K45F33 \$ 48.82
#080-608-510	10 ga	Chamber	8K41F56 \$ 44.76
#080-607-212	12 ga	Fine	8K59H63 \$ 64.22
#080-606-112	12 ga	Medium	8K35L55 \$ 39.50
#080-608-512	12 ga	Chamber	8K39M47 \$ 46.04
#080-605-012	12 ga	Set	8K168M00 \$ 180.92
#080-607-216	16 ga	Fine	8K55G36 \$ 64.58
#080-606-116	16 ga	Medium	1B39L64 \$ 46.24
#080-608-516	16 ga	Chamber	8K41L01 \$ 44.12
#080-605-016	16 ga	Set	8K155E16 \$ 181.02
#080-607-220	20 ga	Fine	8K52G46 \$ 61.20
#080-606-120	20 ga	Medium	8K38B80 \$ 45.26
#080-608-520	20 ga	Chamber	8K36C95 \$ 43.10
#080-605-020	20 ga	Set	8K141117 \$ 161.99
#080-607-241	.410 bore	Fine	8K45M73 \$ 50.64
#080-606-141	.410 bore	Medium	8K37C99 \$ 44.32
#080-608-541	.410 bore	Chamber	8K35P94 \$ 41.92
#080-605-041	.410 bore	Set	8K151A27 \$ 163.99

#076-200-156 Flex Hone® Inst. please request, 4D00HVS..... \$.00

FLEX HONE OIL - Specially formulated for use with Flex Hones. Contains both honing and lapping oils in a petroleum base that will not harm aluminum, brass or steel. (Use of other oils destroys abrasive ball and voids guarantee.)

#080-609-008 1/2 Pint Flex Hone Oil, 1B12D04..... \$ 13.44
 #080-609-000 Quart Flex Hone Oil, 1B19P29..... 21.99

INDIVIDUAL TOOLS ARE AVAILABLE AT BROWNELLS.COM

BROWNELLS

TOOL KIT FOR BERETTA 92



Every Tool That's Required For Making Complete Repairs In Both The Shop & Field

• The Right Tools For Entire 92 Series - Military & Civilian

Superb collection of professional quality tools that makes rebuilding and repair of the 92 Series easier and more cost efficient. Designed for the police armorer and professional gunsmith, these high-quality tools will perform the tasks required, time and again, without failure. Because of the rugged dependability and simplicity of the Beretta 92 design only a very few specifically-designed tools are needed to keep these great pistols shooting. Each and every tool included in this kit has been thoroughly tested, and many perform specific tasks recommended in the factory repair manual and are not available anywhere else. Following is a brief description of each tool contained in the Kit and the function it performs. And remember, when you buy the entire kit, you save both time and money. **USA**

#080-920-000 Beretta 92 Series Tool Kit, Complete w/Tool Box, 8K224E99..... \$ 229.76

#080-920-110 Beretta Flat Storage Box, 8K13P31... 14.99

① **BERETTA GRIP BUSHING STAKER** - Securely stakes grip bushing without frame damage. Matches factory stake.

#080-920-101 Beretta Grip Bushing Staker, 8K27E96... \$ 36.99

#080-920-010 Replacement Bushing Staker Head, only, 8K27B34..... 29.99

② **4 OZ. BALLPEEN HAMMER** - Correct size and weight for driving pins, brass drift punch, etc.

#956-000-002 4 oz. Ballpeen Hammer, 9D26D23..... \$ 34.99

③ **BERETTA BUSHING DRIVER BIT** - Fits our MAGNA-TIP® handles to fully support the Beretta Stock Bushing.

#080-920-100 Beretta Bushing Driver Bit, 8K9P99..... \$ 9.99

④ **CLIP-TIP LAW ENFORCEMENT HANDLE** - Short and small to keep hands close to the work. Clip-Tip shank minimizes bit wobble.

#080-088-001 Clip-Tip Law Enforcement Handle, 8K10K21..... \$ 15.99

⑤ **#300-5 MAGNA-TIP® BIT** - Fits the Beretta grip screw.

#080-300-540 #300-5 Bit, 8K3A34..... \$ 3.99

⑥ **90° SCRIBE** - Very handy for reaching down inside frame recesses to help maneuver smaller parts and springs.

#345-080-090 90° Scribe, 8K6C99..... \$ 6.99

⑦ **BERETTA PIN PUNCHES** - Sized to fit the metric roll pins on the Beretta 92 Series pistols. Set includes four punches.

#080-092-114 3mm Pin Punch, 8K13M99..... \$ 15.99

#080-092-074 2mm Pin Punch, 8K13P99..... 15.99

#080-092-055 1.5mm Pin Punch, 8K12M99..... 15.99

LYMAN PISTOL PUNCH SET



Most Common Sizes Used On Pistol Projects

Five, precision-machined gunsmith punches equip you to handle a wide variety of any pistol disassembly and reassembly jobs. Nontapered, with a flat tip for removing solid pins—excellent for drifting sight pins in and out. Kit includes four, steel punches through-hardened for maximum strength and a non-marring brass drift punch for jobs where the gun's finish must be protected. Knurled handles ensure a firm grip to prevent slippage and protect your gun's finish from scratches and scuffs. **USA**

SPECS: Pin punches - 4140 chrome-moly steel. 1/16", 3/32", 1/8", 5/32" diameters. 3 1/2" to 4 1/2" OAL. Drift punch - Brass. 3 1/4" (8.3cm) long x 7/16" (4.8cm) diameter.

#539-000-019 Pistol Punch Set, 5K16L99..... \$ 18.99



BROWNELLS UNIVERSAL PISTOL ARMORER'S BLOCK

Solid Working Surface For A Variety Of Pistols



We designed this block especially for handgun work, so it's just the right size to give you a solid, stable working surface for almost any pistol and revolver. Special cutouts fit the slides of today's most popular semi-auto, including the Colt 1911 and clones, S&W® M&P®, Glock®, and Springfield XD. Opposite side has deep "V" notches for holding barrels, plus different-sized holes and cutouts to aid you in driving out pins and other small parts, including dedicated holes/cutouts for striker disassembly on Glock/M&P, M&P extractor pin removal, and for removal of 1911 hammer strut, barrel link pin, ejector pin, magazine catch, and grip bushing. All that - in one tool! Made of tough, scrape-resistant, non-marring PVC that can be drilled or modified to meet your specific needs. So handy, you'll want several - one for the bench, another for the field tool kit, range bag, etc. **USA**

SPECS: Machined PVC, black. 4" (10cm) dia. 1 1/2" (3.8cm) high.

#080-001-261 Universal Pistol Armorer's Block, 8K36H35..... \$ 39.99

#080-092-059 1.5mm Starting Punch, 8K13K00..... 15.99

#080-092-000 Beretta Punch Set, 8K43P99..... 50.99

⑧ **1/4" BRASS DRIFT PUNCH** - A harder-than-nylon but softer-than-steel punch for drifting fixed sights without damage.

#080-920-102 Brass Drift Punch, 8K4C55..... \$ 4.99

⑨ **BERETTA MAGAZINE LIP GAUGE** - Gives a clear check of minimum/maximum magazine lip width for correct feeding.

#080-920-103 Magazine Lip Gauge, 8K34F99..... \$ 39.99

⑩ **SERIES II INDIA STONE** - Great for smoothing the Beretta's sear and hammer engagement surfaces.

#080-815-000 Series II India Stone, 8K18P99..... \$ 20.99

⑪ **TRIGGER RETURN SPRING TOOL** - Installs trigger return spring. Keeps hands close to the work.

#080-000-288 Trgr Return Sprg Tool, 8K10M49..... \$ 12.99

⑫ **SERIES II HARD ARKANSAS STONE** - Ultra-fine-grit stones for smoothing the Beretta's sear and hammer engagement surfaces.

#080-815-001 Series II Hard Arkansas Stone, 8K67I89... \$ 79.99

BROWNELLS

MAGNA-TIP® MILLET REAR SIGHT BIT



Fits Perfectly; Won't Blemish The Sight

Cross-slotted tip fits the elevation and windage screws on Millet pistol sights. Help eliminate gouging and marring of the screws. **USA**
SPECS: 1/2" (3.8cm) long.

#080-147-000 Millet Rear Sight Bit, 8K4C57..... \$ 4.99



APEX TACTICAL FN 509/FNS-C DISASSEMBLY FIXTURE



An Essential Tool for Working on an FN Pistol

If you're working on an FN 509 or FNS-C, this is the likely the MOST valuable tool you could add to your workbench. The difficult part of the disassembly process for these two pistols is removing the unlocking block pin. Yes, we know, there are YouTube videos out there purporting to show you how to do it without a fixture. A lot of people have learned something the hard way: DON'T do that! Apex's inexpensive fixture securely holds the pistol frame so you can properly locate a pin punch to remove the unlocking block in one swoop. This tool makes life so much easier when working on an FN 509 or FNS Compact - and it saves you the cost of a damaged polymer frame. It more than pays for itself the first time you use it. **Some useful info:** The fixture must be used on a solid surface like a vise anvil, concrete floor, or extremely solid workbench. Your kitchen table or countertop is NOT stable enough. Does not fit the FNS, FNS Longslide, or FN-X pistols. **What you get in the box:** upper & lower jig plates, 2" alignment screw, polymer spacer, and three 1/8" fixture pins. Jig plates are made of anodized aluminum. **What you'll need to supply:** a small 6 to 10 oz. hammer, flat blade screw driver, 3/32" punch (recommend no longer than 1" of 3/32" punch tip to prevent deflection). We often say it: you need the right tools for the job, and Apex's fixture is the right tool for disassembling an FN 509. **USA**

#100-042-880 FN 509 Disassembly Fixture, 7F00MIM..... \$ 33.20

BROWNELLS

MAGAZINE TOOL for GLOCK®



Removes Base Pads Fast, Without Damage

Specialized pliers allow Glock owners to remove the base pad from factory magazines without gouging or cracking the plastic. Small crimping tips contact the magazine precisely above the locking tabs. Hardened, steel handles feature the correct geometric curvature to prevent over-compression of the magazine sidewalls. **USA**
SPECS: Steel, black finish. 6" (15.2cm) long.

#080-000-191 Magazine Tool For Glock, 8K18H39... \$ 22.99

GUARANTEED. FOREVER.®
 SINCE 1939